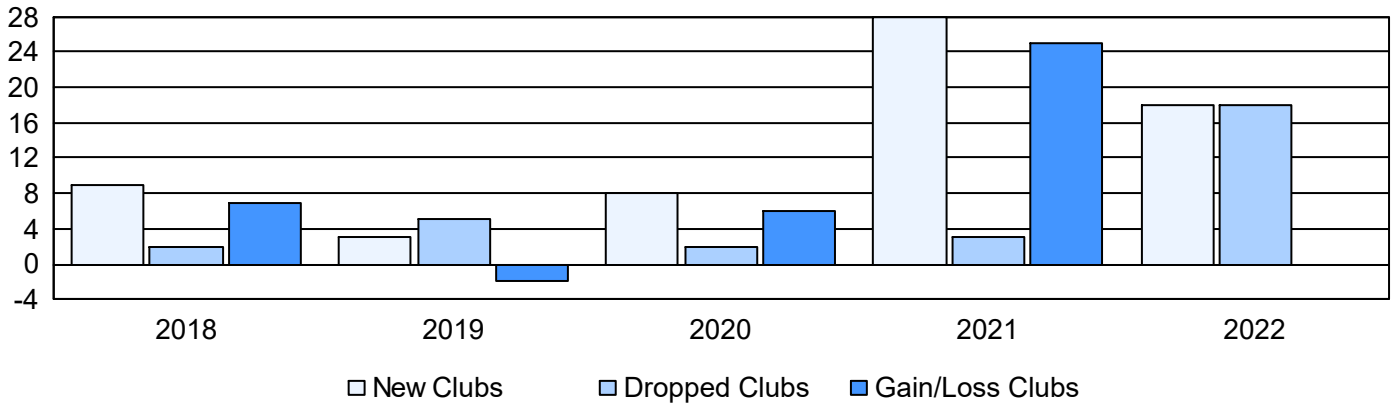
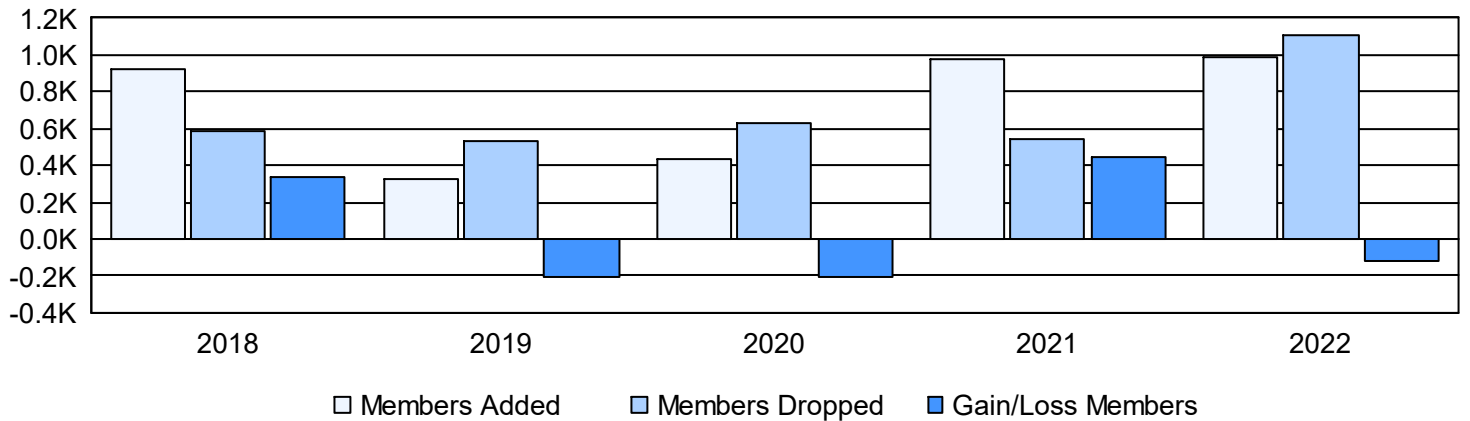


| Year | New Clubs | Dropped Clubs | Gain/ Loss Clubs | New Members | Charter Members | Reinstate Members | Transfer Members | Total Member Added | Total Members Dropped | Gain/ Loss Members |
|----------------|-----------|---------------|------------------|-------------|-----------------|-------------------|------------------|--------------------|-----------------------|--------------------|
| 2017-2018 | 9 | 2 | 7 | 575 | 256 | 88 | 1 | 920 | 588 | 332 |
| 2018-2019 | 3 | 5 | -2 | 168 | 96 | 61 | 2 | 327 | 529 | -202 |
| 2019-2020 | 8 | 2 | 6 | 147 | 165 | 116 | 3 | 431 | 634 | -203 |
| 2020-2021 | 28 | 3 | 25 | 454 | 440 | 75 | 10 | 979 | 539 | 440 |
| 2021-2022 | 18 | 18 | 0 | 344 | 537 | 95 | 14 | 990 | 1,112 | -122 |
| Average | 13 | 6 | 7 | 338 | 299 | 87 | 6 | 729 | 680 | 49 |

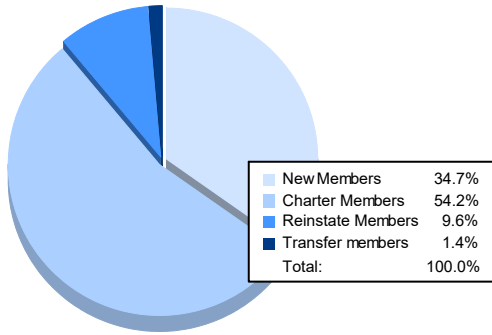
Clubs



Members



Membership Composition June 2022 Cumulative



Gender Composition June 2022 Cumulative

